

**STINGER**  
EQUIPMENT



\*SPECS SUBJECT TO CHANGE

**Product Guide**



# ABOUT US

**STINGER**  
EQUIPMENT

DIFFERENT BY DESIGN

Making innovations that transforms the industry doesn't happen by accident.

Stinger has pushed the industry forward with a robust design criteria. Every product must be more productive, easier to use, require less maintenance, and have two or more unique defining features, or it isn't a Stinger!







## Product List

- GATEWAY APPLICATOR
- QUAD-AER 3600
- QUAD-AER GT 30
- QUAD-AER 3000
- DUAL-AER
- EZ-AER
- SUPERSEEDER
- GO BARROW



# GATEWAY APPLICATOR

Our Stinger Gateway applicator is on another level! The ground metering spreading and spraying give a precise application with easy-to-use controls. This machine changes the industry!

-Courtney Willingham,  
Willingham Outdoor LLC





# GATEWAY APPLICATOR

The Stinger GATEWAY applicator automatically adjusts the flow of liquid and granular products to give the perfect application at any speed! OneTouch controls and customizable presets make this the most efficient applicator to operate.



GROUND METERED SPREAD AND  
SPRAY WITH TURN COMPENSATION

HYDROSTATIC DIRECT DRIVE

ONETOUCH DIGITAL CONTROLS

REMOVABLE 150 LB HOPPER

22 GALLON TANK

LARGEST OPERATOR FOOT  
PLATFORM FOR AN APPLICATOR

HOPPER VIBRATOR

RAPID TANK AGITATION

SPRAY WAND

415 LBS. DRY WEIGHT

FRONT SUSPENSION

LOW CENTER OF GRAVITY

SMART CALIBRATION

AUTO PARKING BRAKE


STAINLESS STEEL  
TUBE FRAME

TREAT 4800 SQFT/MIN

BOOMLESS SELECTABLE WIDE AND TRIM SPRAY MODES







# ONETOUCH CONTROLS

HOPPER VIBRATOR

TANK AGITATION

PRESETS

PRESETS

GRANULAR APPLICATION

MOMENTARY SPOT SPRAY

PATTERN INDICATOR:  
WIDE, NARROW, LEFT OR RIGHT

LIQUID APPLICATION





# QUAD-AER 3600



I absolutely love how quick and nimble the Stinger 3600 is. This thing will run circles around my little tractor with a three-point hitch core plugger. The extreme precision of the Seedbox!

Olee Poole  
Fescue Freak







The Stinger QUAD-AER 3600 is a no-compromise, robust ride-on aerator. It's big, fast, and ready to conquer the large estates and sports complexes!



# QUAD-AER 3600

21 CC PUMPS  
RAISE OR LOWER TINES IN <0.5 SECONDS

SUSPENSION PLATFORM

SHIELDED FOOTSWITCH

NO CHAINS, HYDROSTATIC DRIVE

KAWASAKI FX781V EVO

NO GREASE POINTS

SPLIT DRUM WITH FLOATERS

AERATE UP TO 3 ACRES PER HOUR





GT30

I have three QA3000s and added a GT30 this year. The EFI engine and solid tires are worth it! The increase in speed is great for production.

Josh Imswiler  
Grassroots of New England





# GT 30

The Stinger GT30 is the hotrod of the aeration world and is still chain-free. With a working speed of 9.5 mph, a custom weight kit, run-flat tires, and EFI power, you can get more work done!






# QUAD-AER 3000

We bought our first Stinger three years ago. It is hands down the best machine on the market. It pulls the best cores and is low maintenance. Customer Service is amazing, and it was one of the deciding factors in why we bought more.

Mark Kelbacher,  
MissionGreen Services







The Stinger QUAD-AER 3000 features a patented hydrostatic drive which provides quick and agile handling for both small and large properties. No chains, sprockets, grease points or hassles!



# QUAD-AER 3000

10 CC PUMPS

RAISE OR LOWER TINES IN <0.5 SECONDS

SUSPENSION PLATFORM

SHIELDED FOOTSWITCH

NO CHAINS, HYDROSTATIC DRIVE

SPLIT DRUM WITH FLOATERS

KAWASAKI FT730 CARB

NO GREASE POINTS

AERATE UP TO 2 ACRES PER HOUR



# DUAL-AER HYDRO WALK BEHIND AERATOR



This is by far the BEST walk behind aerator! It fits perfectly in gated back lawns and is super-efficient in larger areas with the sulky attached! It's been an extremely reliable piece of equipment for us! A+++

-Jorge Lopez, Sage Lawn Care





# DUAL-AER

The Stinger DUAL-AER bridges the gap between walk-behind and ride-on aerators in speed, price, and performance. It is small enough for tight gates and big enough for larger areas. The dual hydrostatic drive takes maneuverability and operator comfort to the next level.



FORWARD & REVERSE CONTROLS

EASY TINE ACCESS

HONDA GXV 390

RIDGID LINKAGES

DUAL HYDROSTATIC DRIVE

OPTIONAL SULKY

SPLIT DRUM WITH FLOATERS





# EZ-AER COMPACT AERATOR



Stinger equipment has been a great addition to our workforce! We have seen techs being more efficient and saying they prefer a stinger over competitors' equipment!

Mike Sciandro  
Deleware Valley Turf





# EZ-AER COMPACT AERATOR



The Stinger EZ-AER Hydrostatic Aerator stands out as an efficient and reliable choice for landscaping and lawn care professionals.

Its hydrostatic drive system ensures smooth and precise control, while the compact size allows for maneuverability in tight spaces.



FOLDING HANDLES



REMOVABLE WEIGHTS

HYDROSTATIC DRIVE

RIGID LINKAGES

DYNAMIC LIFT ASSIST

MULTIPLE LIFT POINTS



CENTER POWERED TINES

**AERATE UP TO .6  
ACRES PER HOUR**



# SUPER SEEDER



Slice seeding with the SuperSeeder, the best seeder out there. I've tried a few different options, and I wouldn't use another brand after using the Stinger.

Lance Grieb  
LNL Outdoor Services,





# SUPERSEEDER

The SuperSeeder is the most powerful and productive power seeder on the market.



EASY DEPTH ADJUSTMENT

HONDA GX390

FORWARD & REVERSE CONTROLS



OPTIONAL SULKY



HARDENED CUTTER SHAFT & BLADES



EASY SEED FLOW CONTROL



SEED UP TO .9 ACRES  
PER HOUR





Getting soil and materials up and downhill with ease  
and control has never been easier.

Scotty Searce  
Searce Lawncare

# GO BARROW







The Stinger GOBARROW 9200 is your best laborer disguised as a wheelbarrow. Move more product faster with ease and control featuring its patented tub design and hydrostatic drive.

# GOBARROW



FORWARD & REVERSE CONTROLS

9 CUBIC FEET POLY TUB

RADIUS DUMP BAR

RIGID LINKAGE

HONDA GX50

OVERSIZED TURF TIRE

HYDROSTATIC DRIVE



# ACCESSORIES

Stinger Equipment offers a variety of accessories that can enhance the functionality and versatility of our machines. Here's a list of some notable accessories:

## SULKY



Sulky (90-1025) —The sulky attachment fits the DUAL-AER 2475 and SuperSeeder2400. The kit includes the sulky, mounting bracket, and hardware.


## RUN FLAT (SOLID) TIRE KIT



Run Flat Kit (95-3528) – Standard on the GT30 and available for the QUAD-AER 3000 and 3600, includes a caster tire, rim, serviceable tapered roller bearing, and necessary hardware.

## AUTOMATIC SEED BOX FOR QA3000, QA6300, GT30 PLUG AND PLAY NO CABLES

With digital controls, you can easily adjust settings for precise applications, ensuring consistent results every time.





# ACCESSORIES

## 50 LB WEIGHT KIT (95-0050)

Fifty pound weight kit and hardware fits the QA3600, GT30 and QA3000



## STAINLESS-STEEL SEED GATE UPGRADE KIT (95-3000/95-3600)

Upgrade your older SeedBox to the current standard. The kit includes a stainless-steel gate, gasket, and hardware.



## GATEWAY CALIBRATION KIT (95-4190)

This calibration kit maximizes product savings and results. It includes slides, an extension cable, spray cones, a measuring pitcher, a gallon bucket, and a calibration key.



## DUAL HITCH CARRIER (95-2277)

2.5" dual hitch carrier.





# DEALERS

Customers can use the Dealer Locator tool on the official Stinger website [www.StingerEquipment.com](http://www.StingerEquipment.com) to find a Stinger Equipment dealer.

Dealer Benefits: Authorized Stinger dealers offer equipment sales, service, maintenance, and warranty support. Many also stock genuine parts and accessories for Stinger equipment, ensuring your machine stays in top condition.

**STINGER**  
EQUIPMENT



PRODUCT SPECS



MODEL	QUAD-AER 3600	GT30	QUAD-AER 3000	GATEWAY APPLICATOR	DUAL-AER 2475	EZ-AER 19	EZ-AER 25	SUPER SEEDER 2400	GOBARROW
ENGINE	FX781V EVO	FT730V EFI	FT730V	GX390	GXV390	CV224	CV224	GX390	GX50
POWER	30.5 HP	26 HP	23 HP	11.7 HP	10.2 HP	11 LB-FT	11 LB-FT	11.7 HP	2 HP
FUEL CAPACITY (GAL)	6	6	6	1.6	0.55	0.37	0.37	1.6	0.17
DRIVE	HYDROSTATIC	HYDROSTATIC	HYDROSTATIC	HYDROSTATIC	HYDROSTATIC	HYDROSTATIC	HYDROSTATIC	HYDROSTATIC	HYDROSTATIC
PRODUCTION	3 (ACRES/HR)	2.8 (ACRES/HR)	2 (ACRES/HR)	4,800 (SQFT <sup>2</sup> /MIN)	1.24 (ACES/HR)	.75 (ACRES/HR)	1 (ACRE/HR)	.97 (ACRES/HR)	-----
CAPACITY	-----	-----	-----	150BS/22G	-----	-----	-----	45LBS	550LBS/9 FT <sup>3</sup>
FORWARD GROUND SPEED (MPH)	10	9.7	7	5.6	5	4	4	4	-----
WEIGHT (LBS)	1400	996	960	415	370	278 W/ WEIGHTS	329 W/ WEIGHTS	330	93
WIDTH (INCHES)	58	47.25	47.25	35	35.5	34	34	35.5	35
LENGTH (INCHES)	77	67.5	67.5	58	61	52	52	61	66
TRAILER LENGTH (INCHES)	68	58.5	58.5	58	61	38	38	61	66
HEIGHT (INCHES)	48	47	47	43	47	48	48	47	28
WORKING WIDTH (INCHES)	36	30	30	DRY 24'/ LIQUID 10'	24	19	25	24	35
DEPTH	UP TO 4"	UP TO 4"	UP TO 4"	-----	UP TO 3"	UP TO 3"	UP TO 3"	1.5"	-----
DRIVE TIRES	20X8-10	18x7.00-10	18x7.00-10	18x7.00-10	13x5.00-6	4.10-4	4.10-4	13x5.00-6	16x8.50



